

Magnum CLASSIC

by Home Wyze LLC

Magnum Classic vinyl replacement windows light up any room with their impeccable quality, advanced technology, classic design, superb construction, and maintenance-free operation. What's more, the 3/4" insulating glass provides a thermal barrier, enhancing the beauty and performance of these windows for years to come.



homewyze.llc@gmail.com

Strength that Performs



AAMA GOLD LABEL CERTIFICATION
HIGHEST LEVEL OF TESTING FOR
QUALITY AND PERFORMANCE

Energy Star Windows and Patio Doors



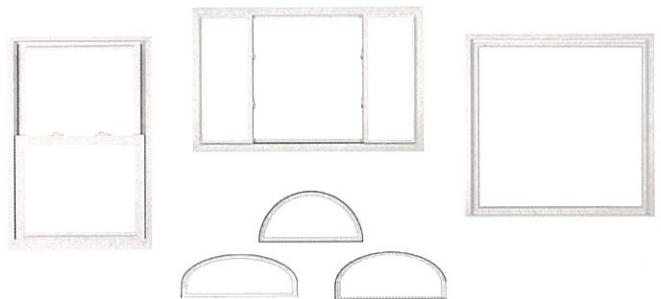
Energy Star Windows/Patio doors:

- Use less energy
- Save money
- Help protect the environment

Visit www.energystar.gov for more information on qualified windows/doors

Styles that Fit Any Decor


Magnum Classic windows are available in styles to fit any Decor. Select from Double Hung, 2-lite Slider, 3-lite Slider, Geometrics or Picture window and complement the ambience of every room.



Colors and Grid Style Options



Assortment of grid styles/patterns to create a seamless look



Flat
White shown



Sculptured
White shown



Prairie

Flat grids: white, tan or driftwood
Sculptured: white, tan, brass, woodgrain or Ext colors



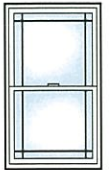
Colonial

Flat grids: white, tan or driftwood
Sculptured: white, tan, brass, woodgrain or Ext colors



Diamond

Flat grids only: white, tan or driftwood



Perimeter

Flat grids: white, tan or driftwood
Sculptured: white, tan, brass, woodgrain or Ext colors

Standard Features and Options

Magnum Classic Vinyl Replacement Window: Clear Quality

OUTSTANDING PROTECTION

Our warranty certifies our commitment to total customer satisfaction. All Magnum Classic Replacement windows/patio door vinyl components are backed by a Double Lifetime Limited Warranty (residential) that protects your investment.

- Lifetime Vinyl
- Lifetime Hardware
- Lifetime Insulating Glass Unit
- Lifetime Screen
- 25-year Accidental Glass Breakage Coverage

All Magnum Classic vinyl components meet or exceed performance requirements, established and certified by the American Architectural Manufacturers Association (AAMA).

FRAME

Frame Construction:	Fusion Welded
Frame Thickness,	
Outer Walls:	0.072
Frame Width:	3-1/4"
Frame Profile:	Raised
Sill:	10-degree Integral Sloped
Weep System:	Tank System and Covered Weeps
Profile:	Multiple Chambered

GLASS

Standard Glazing:	LowE 2/Argon
IG Thickness:	3/4"
Glass Pane:	Dual
Spacer Type:	Intercept
Glass Strength:	Single

SASH

Sash Construction:	Fusion Welded
Sash Thickness:	0.072
Equal Lite:	Yes
Edges:	Squared
Interlocks (Meeting Rail):	Overlapping, Interlocking Full Interlock
Lift Rail:	Integral
Operation:	Tilt In/Lift Out

HARDWARE/ACCESSORIES

Tilt Latches:	Flush Mount
Vent Latches:	Air Latch
Type of Lock:	Cam Action Lock
No. of Locks:	Two Standard ≥ 28 "
Balance System:	3/4" Stainless Steel Constant Force
Standard Screen:	Half Screen
Screen Option:	Full
Screen Cloth:	Fiberglass or Optional Aluminum
Screen Frame:	Rollformed Aluminum or Optional Extruded

EASY MAINTENANCE



All Magnum Double Hung windows tilt in for easy cleaning, while our Slider windows feature lift out sash panel to help with window maintenance. What's more, the grids are between the glass allowing easy cleaning while providing a distinctive accent for your home. We make it easy!



HOME WYZE^{LLC}

Home Improvements

PO Box 434

29244 Hwy. 21 • Tomah, WI 54660

608-377-3430